



ಬೃಹತ್ ಬೆಂಗಳೂರು ಮಹಾನಗರ ಪಾಲಿಕೆ
Bruhat Bengaluru Mahanagara Palike



BBMP COVID-19 WAR ROOM 17.01.2022



ABSTRACT OF COVID-19 CASES IN BENGALURU

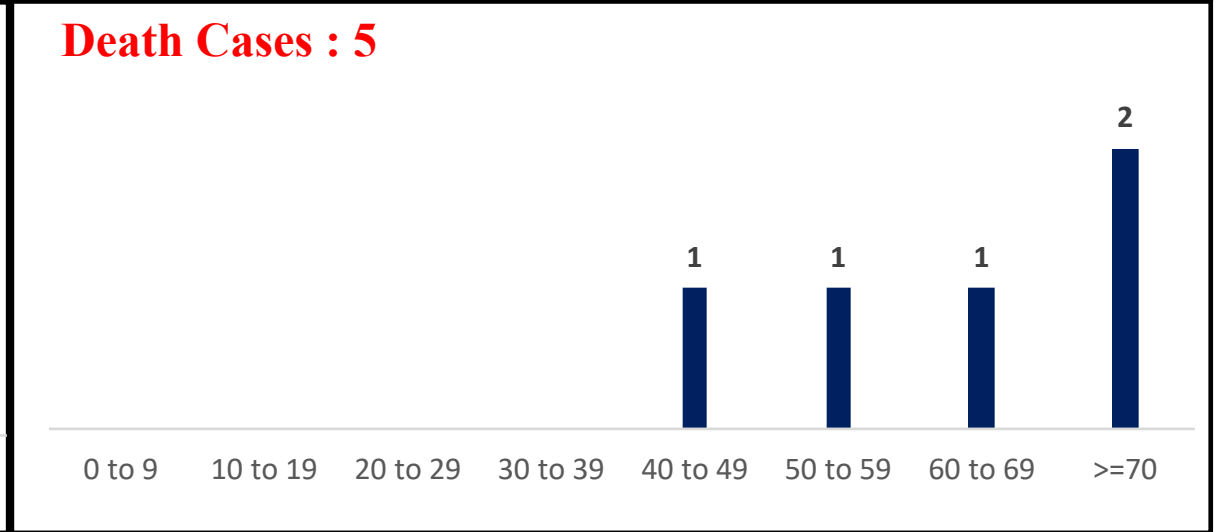
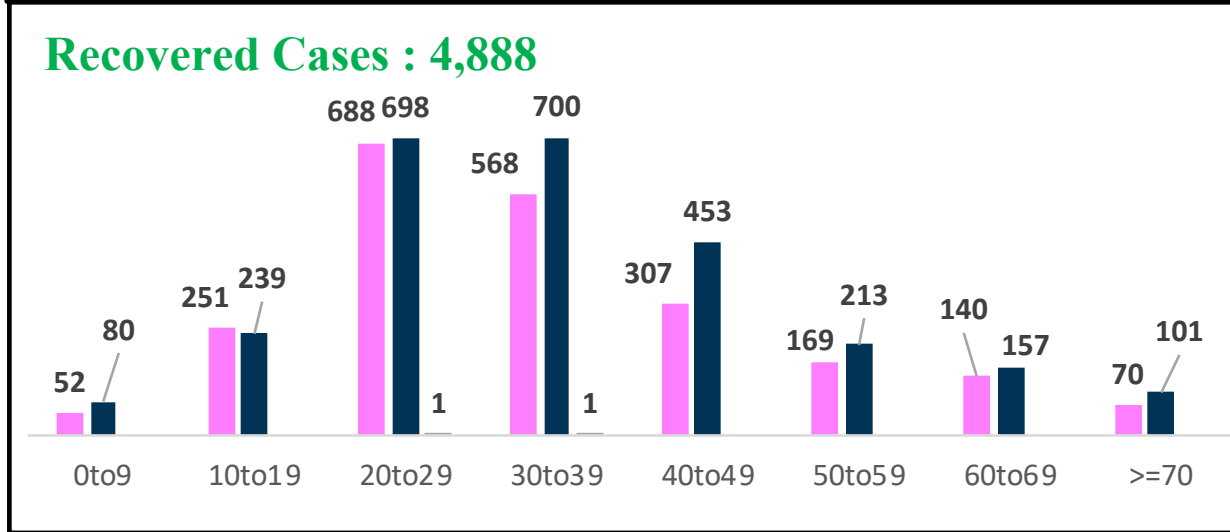
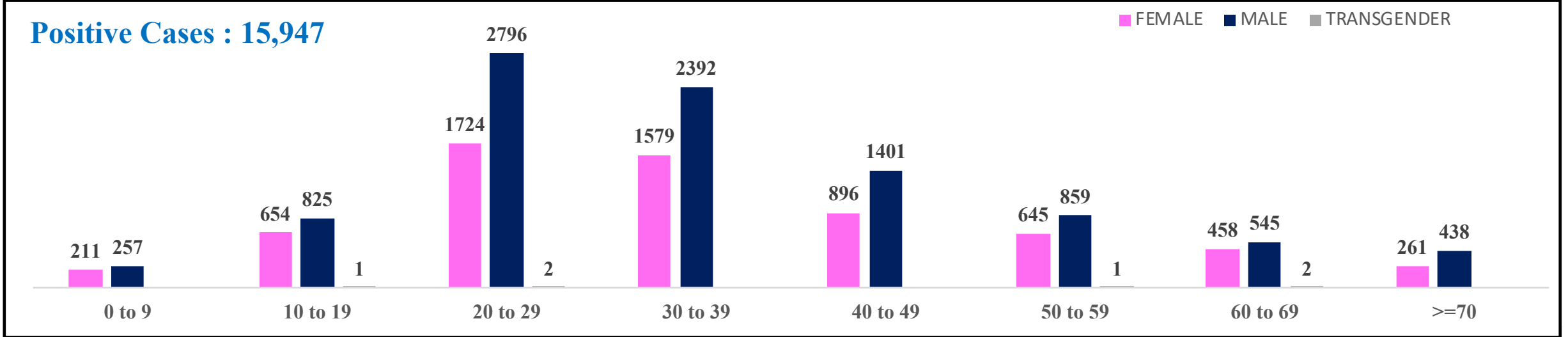


	MALE	FEMALE	TRANSGENDER	MALE	FEMALE	TRANSGENDER	TOTAL	
	Last 24 Hours	Last 24 Hours	Last 24 Hours	Cumulative	Cumulative	Cumulative	Last 24 Hours	Cumulative
Positive Cases	9,513	6,428	6	8,51,424	5,81,160	170	15,947	14,32,754
Recovered Cases	2,641	2,245	2	7,50,692	5,08,196	153	4,888	12,59,041
Death Cases	5	0	0	10,422	6,033	4	5*	16,459
Total Tests Done	In Last 24 hrs : 87,204					Cumulative : 2,53,05,457		
ACTIVE CASES					1,57,254			

*Covid deaths occurred today : 02 | Covid deaths occurred beyond last 24 hrs., reported today : 03



LAST 24 HOURS AGE GROUP AND GENDER WISE DISTRIBUTION





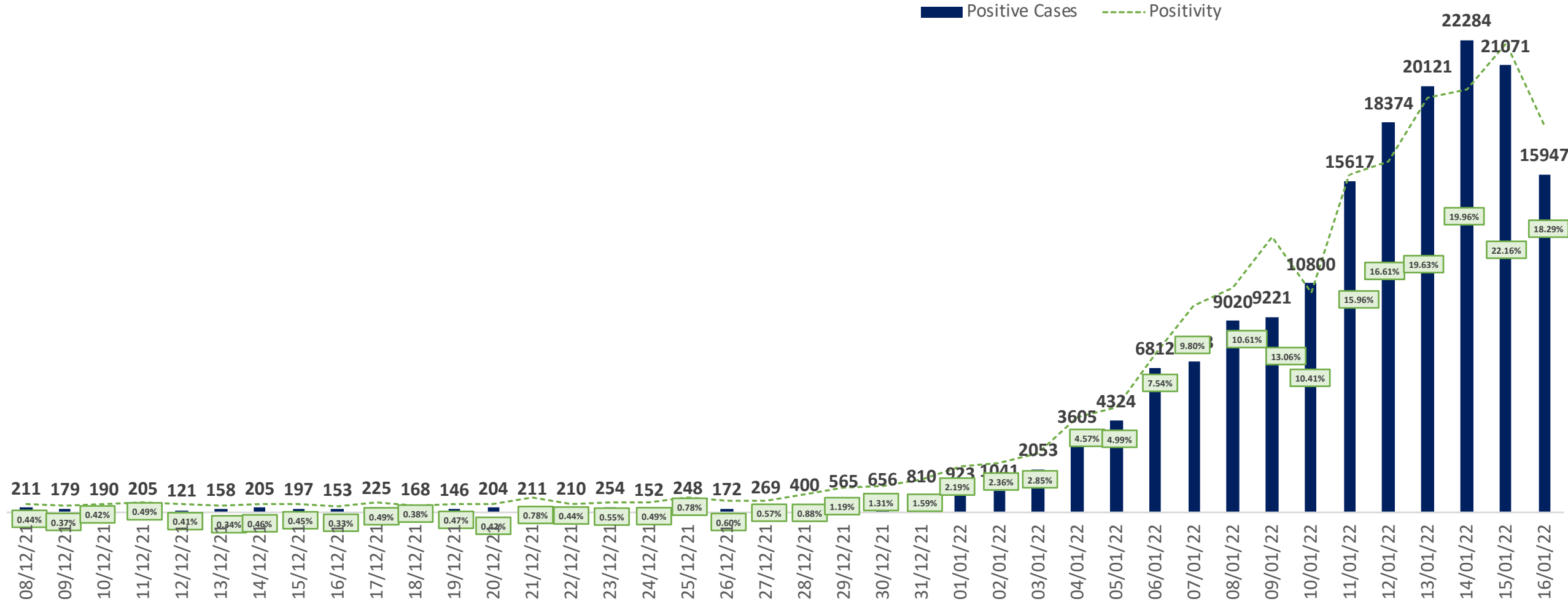
SNAPSHOT OF BENGALURU COVID-19 CASES IN LAST 8 WEEKS



	22-11-2021 To 28-11-2021	29-11-2021 To 05-12-2021	06-12-2021 To 12-12-2021	13-12-2021 To 19-12-2021	20-12-2021 To 26-12-2021	27-12-2021 To 02-01-2022	03-01-2022 To 09-01-2022	10-01-2022 To 16-01-2022
Total Positive Cases	1,101	1,393	1,365	1,252	1,451	4,664	42,148	1,24,214
Total Recovered Cases	1,395	1,505	992	1,116	1,037	1,131	2,747	15,886
Total Death Cases	7	17	21	9	9	21	16	34
Case Fatality Rate	0.64%	1.22%	1.54%	0.72%	0.62%	0.45%	0.04%	0.03%
Total Tests Conducted	2,16,000	2,93,809	3,11,186	3,01,448	2,60,070	3,27,087	5,56,259	7,08,718
Positivity Rate	0.51%	0.47%	0.44%	0.42%	0.56%	1.43%	7.58%	17.53%

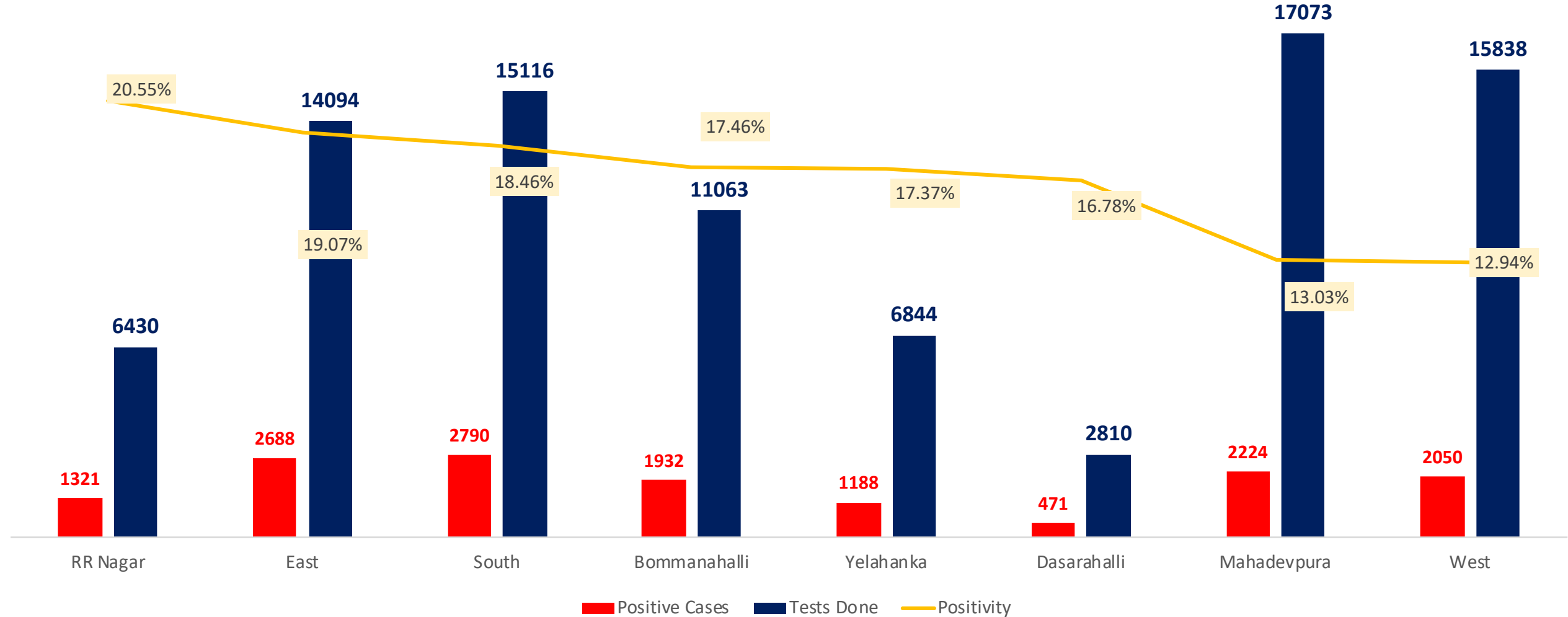


POSITIVITY RATE OF BENGALURU – LAST 40 DAYS



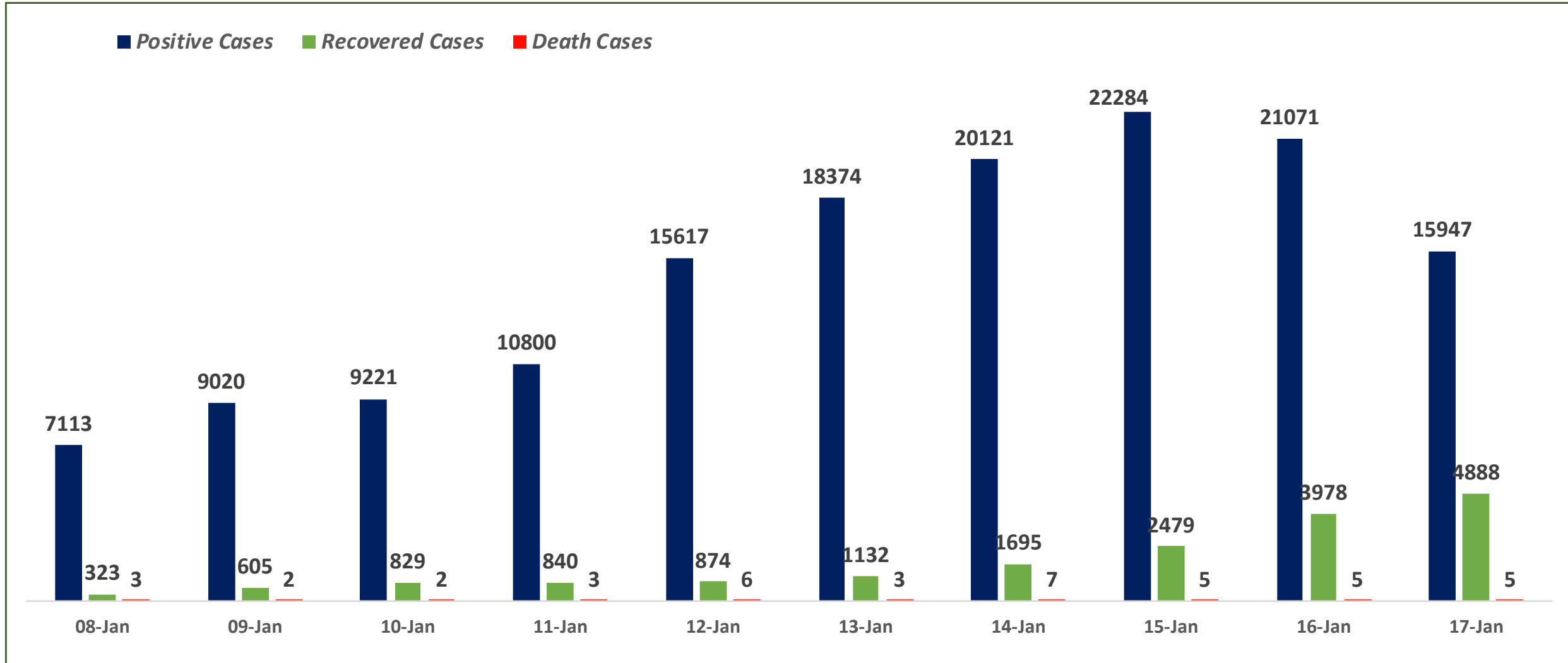


ZONE WISE AVERAGE POSITIVITY TREND FOR LAST 7 DAYS





SNAPSHOT OF POSITIVE, RECOVERED AND DEATH CASES OVER LAST 10 DAYS ACROSS BBMP ZONES

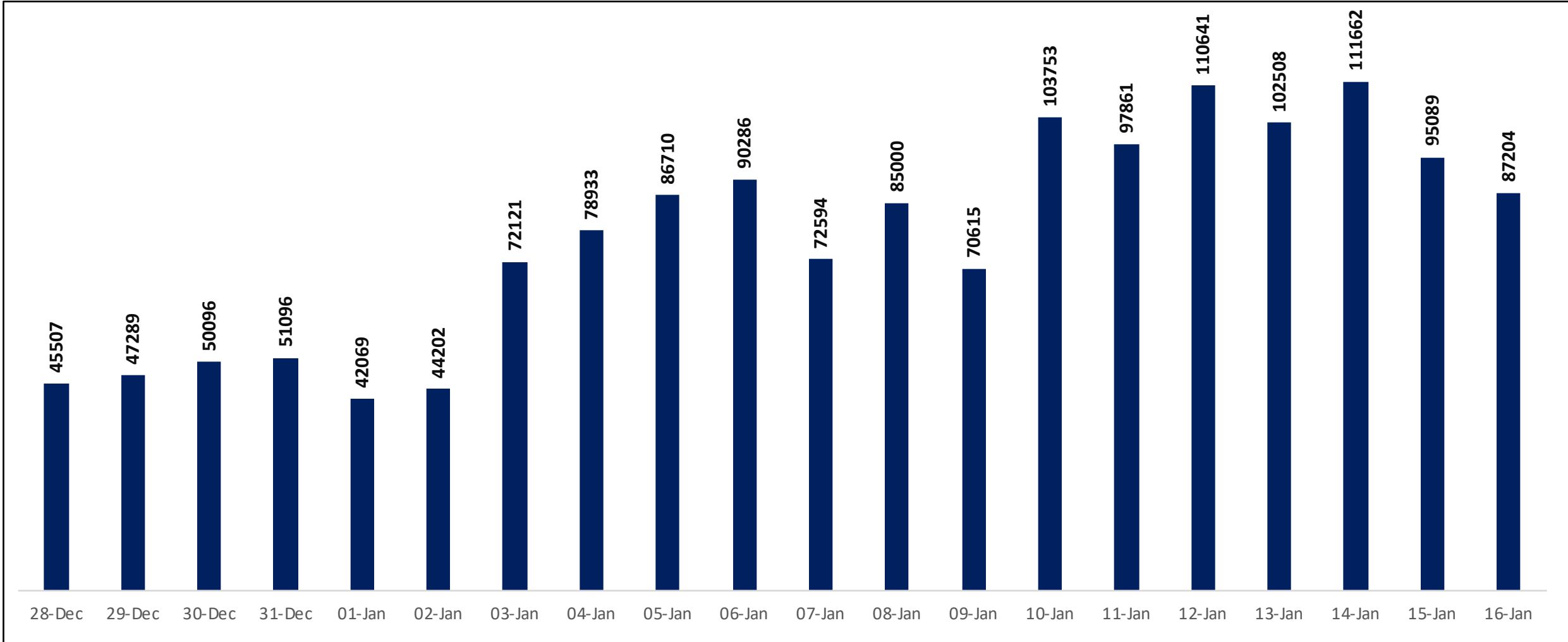




TESTING TRENDS IN BENGALURU

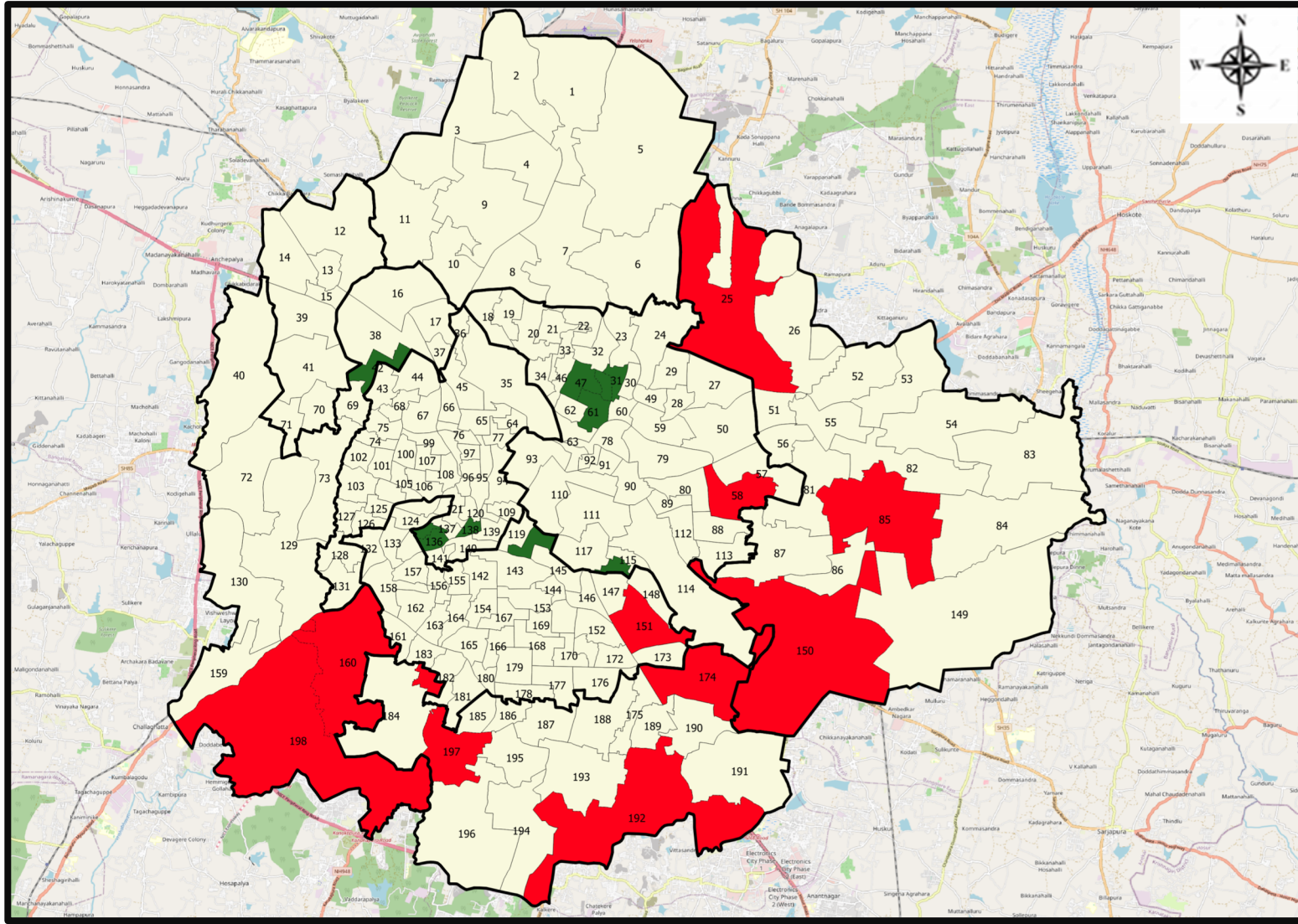


Total Test Conducted Till Date	Test Conducted Last 24 hours
2,53,05,457	87,204





BENGALURU URBAN MAP SHOWING TREND OF POSITIVE CASES IN LAST 7 DAYS



Top 10 wards reporting highest number of positive cases in last 7 days

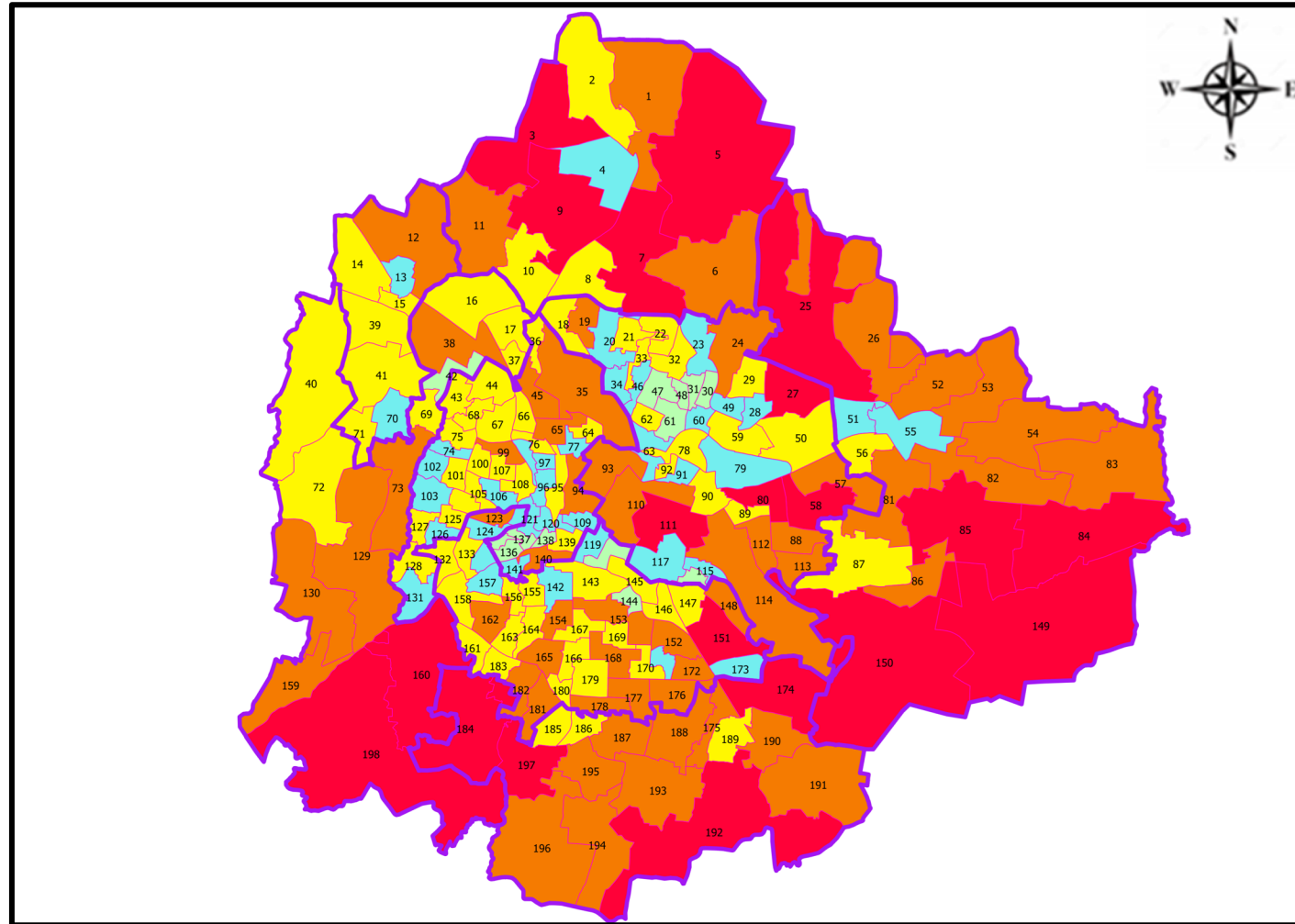
Ward No.	Ward Name	Daily Cases Average
150	Bellanduru	427
192	Begur	274
58	New Tippasandra	251
160	Rajarajeshwari Nagar	232
174	HSR Layout	227
25	Horamavu	226
198	Hemmigepura	217
85	Dodda Nekkundi	213
151	Koramangala	210
197	Vasanthpura	200







Top 10 wards reporting least number of positive cases in last 7 days

Ward No.	Ward Name	Daily Cases Average
48	Muneshwara Nagar	4
42	Lakshmi Devi Nagar	6
138	Chalavadipalya	7
135	Padarayanapura	8
116	Nilasandra	9
31	Kushal Nagar	10
136	Jagajivanram Nagar	11
47	Devara Jeevanahalli	11
118	Sudham Nagar	13
61	S K Garden	13



BENGALURU MAP SHOWING INTENSITY OF POSITIVE CASES IN LAST 7 DAYS



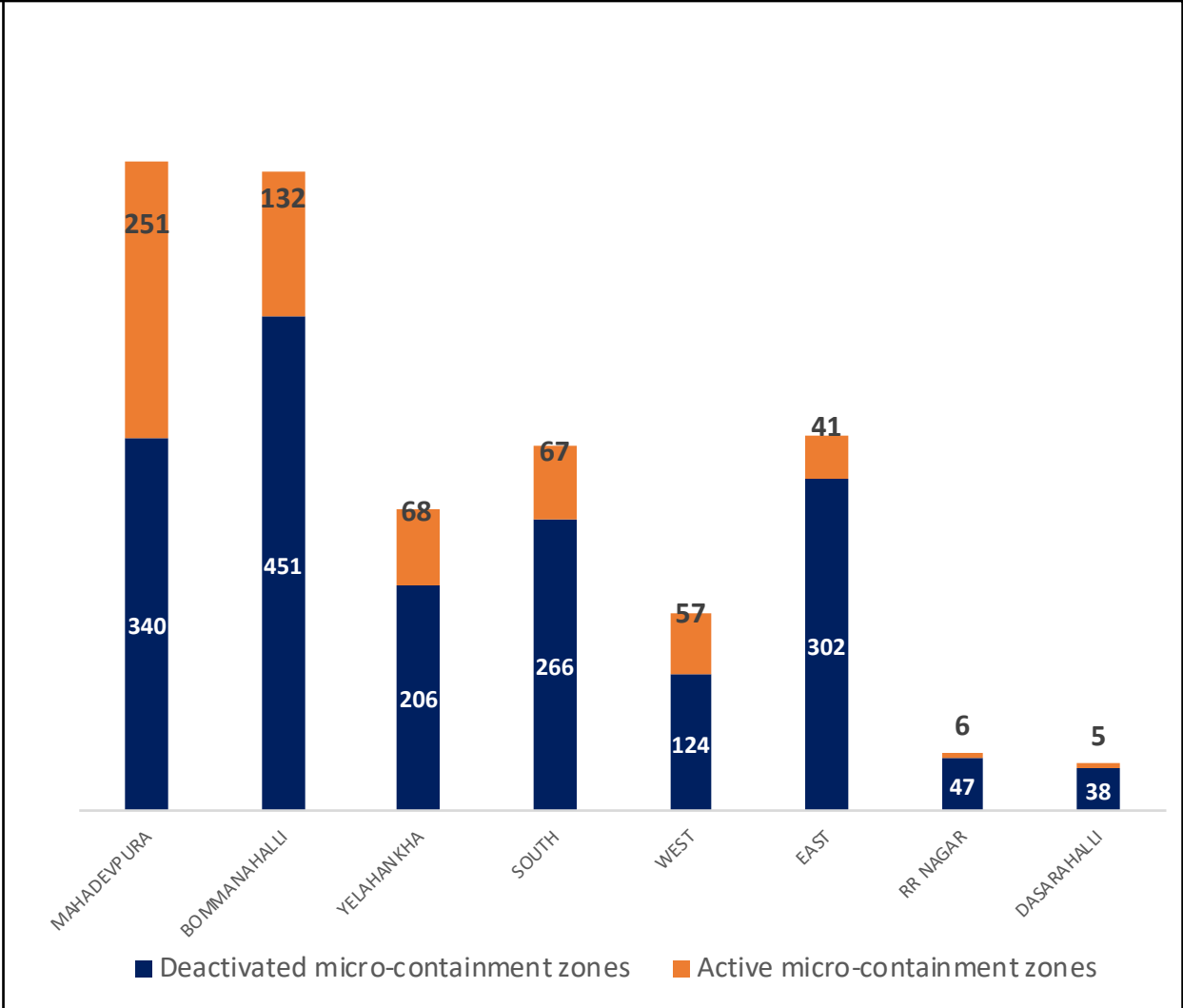
-  **Level 1 : 0 to 100 Cases**
-  **Level 2 : 100 to 250 Cases**
-  **Level 3 : 250 to 500 Cases**
-  **Level 4 : 500 to 1000 Cases**
-  **Level 5 : More than 1000 Cases**
-  **Zone Boundaries**



CONTAINMENT ZONE DETAILS



ZONE	TOTAL DECLARED	TOTAL DEACTIVATED	TOTAL ACTIVE
MAHADEVPURA	591	340	251
BOMMANAHALLI	583	451	132
YELAHANKHA	274	206	68
SOUTH	333	266	67
WEST	181	124	57
EAST	343	302	41
RR NAGAR	53	47	6
DASARAHALLI	43	38	5
TOTAL	2401	1774	627





COVID BED STATUS AS ON 17.01.2022

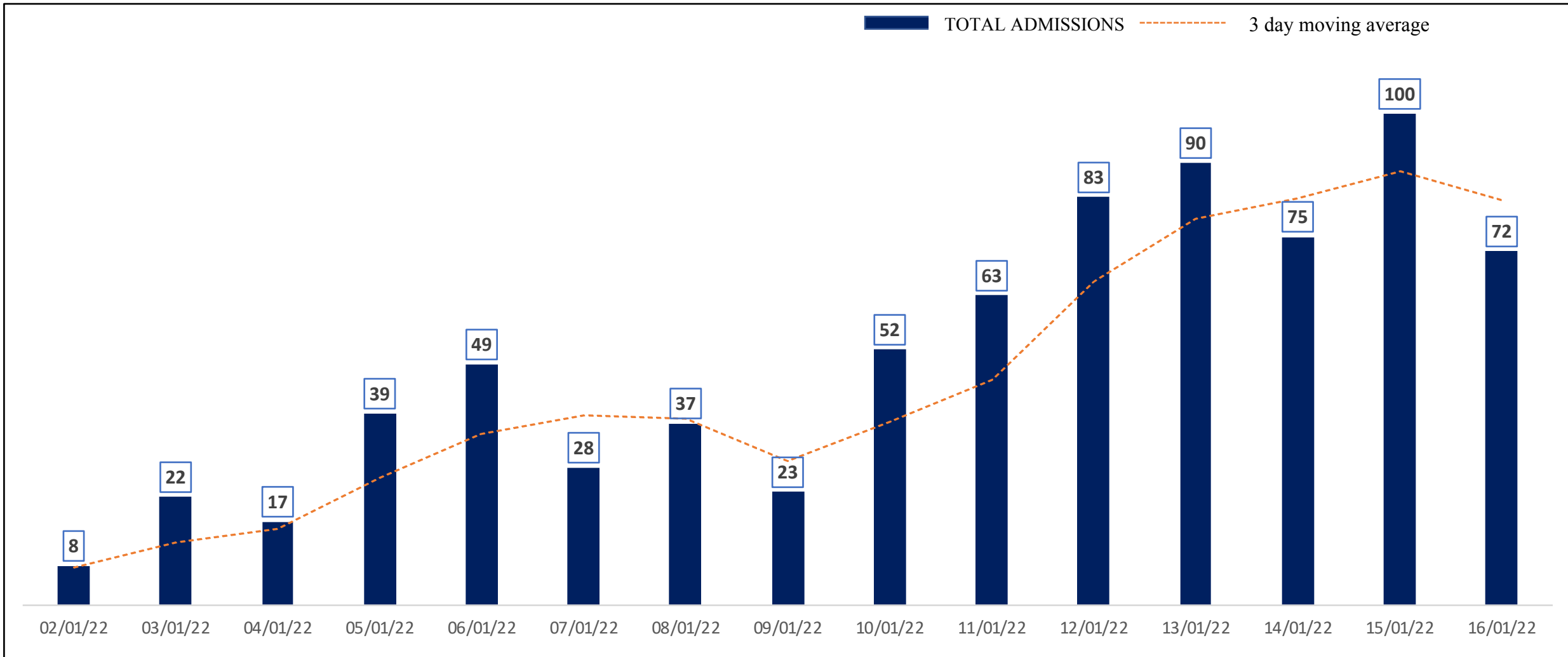


SR. NO.	Facility Type	No. of Hospital	Total Allocated Beds for C+ Patients					Occupied Beds for C+ Patients					Net Available Beds for C+ Patients				
			Gen Beds	HDU	ICU Beds	ICU-V	Total	Gen Beds	HDU	ICU Beds	ICU-V	Total	Gen Beds	HDU	ICU Beds	ICU-V	Total
1	Government Medical Colleges	4	120	255	33	27	435	29	82	23	8	142	91	173	10	19	293
2	Government Hospitals	18	731	307	80	117	1,235	119	61	14	15	209	612	246	66	102	1,026
3	Private Medical Colleges	12	1,592	1,719	181	189	3,681	25	31	22	3	81	1,567	1,688	159	186	3,600
4	Private Hospitals	30	753	424	148	108	1,433	20	20	7	6	53	733	404	141	102	1,380
5	Covid Care Centre	6	1,010					110					900				
Total Beds		70	4,206	2,705	442	441	7,794	303	194	66	32	595	3,903	2,511	376	409	7,199

* Status as on 17.01.2022 – 07:30 PM



HOSPITAL ADMISSIONS LAST 15 DAYS TREND



* Only Government Quota Admissions through CHBMS considered

* Only Fresh Admissions considered

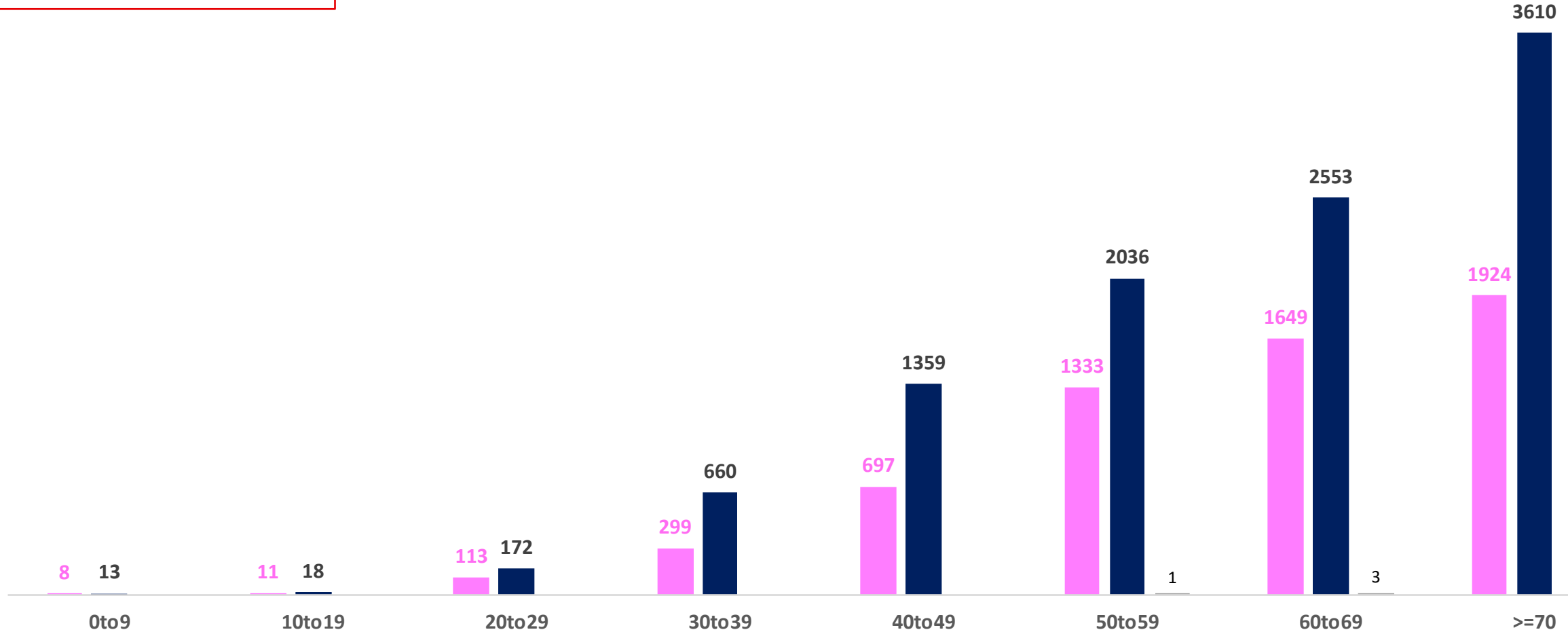


AGE AND GENDER WISE DISTRIBUTION OF DEATH CASES



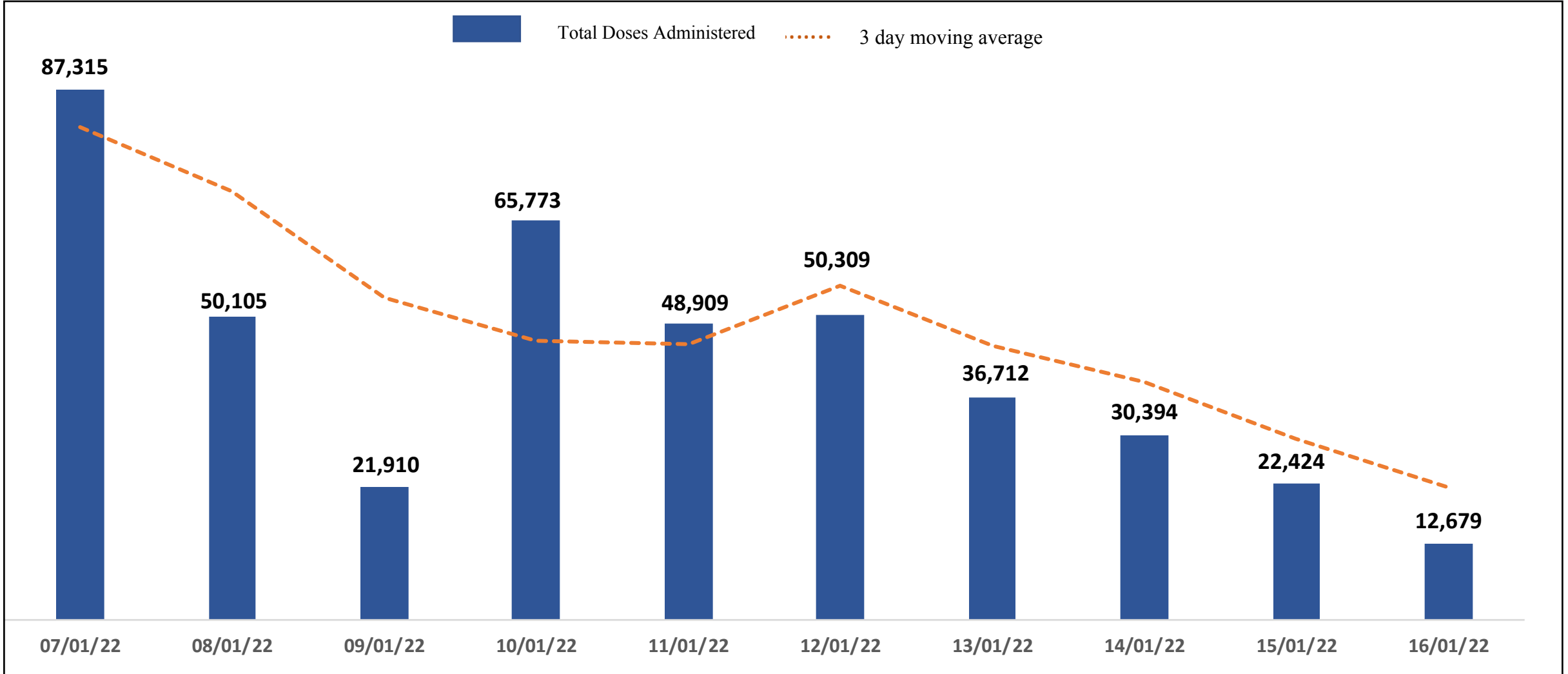
Death Cases: 16,459

Female Male Transgender



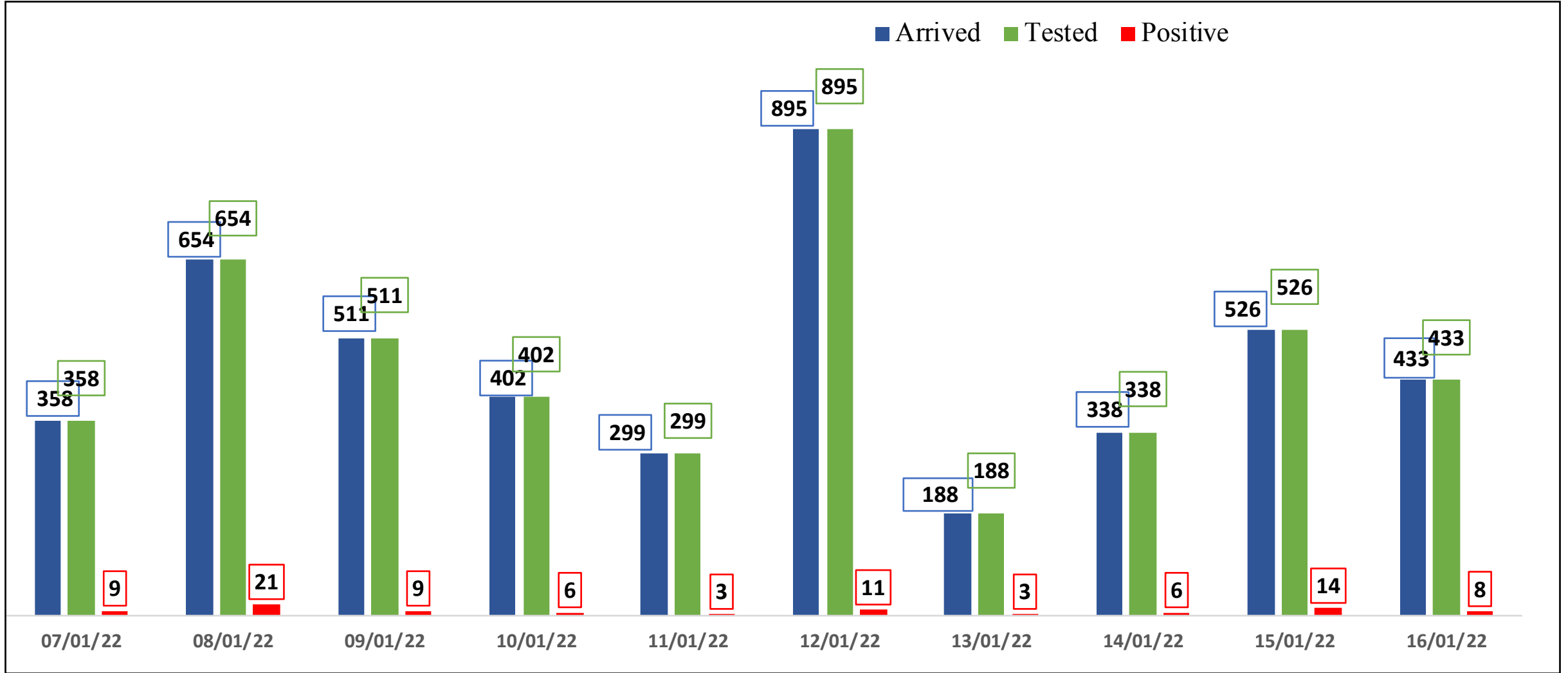


TOTAL VACCINE DOSES ADMINISTERED IN LAST 10 DAYS





INTERNATIONAL TRAVELLERS SURVEILLANCE IN LAST 10 DAYS

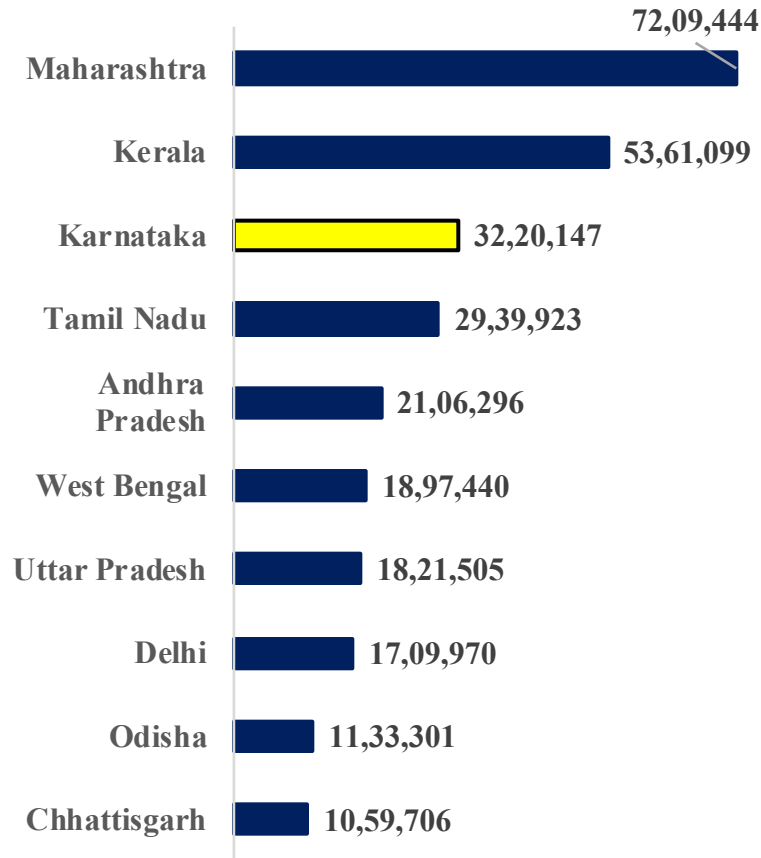




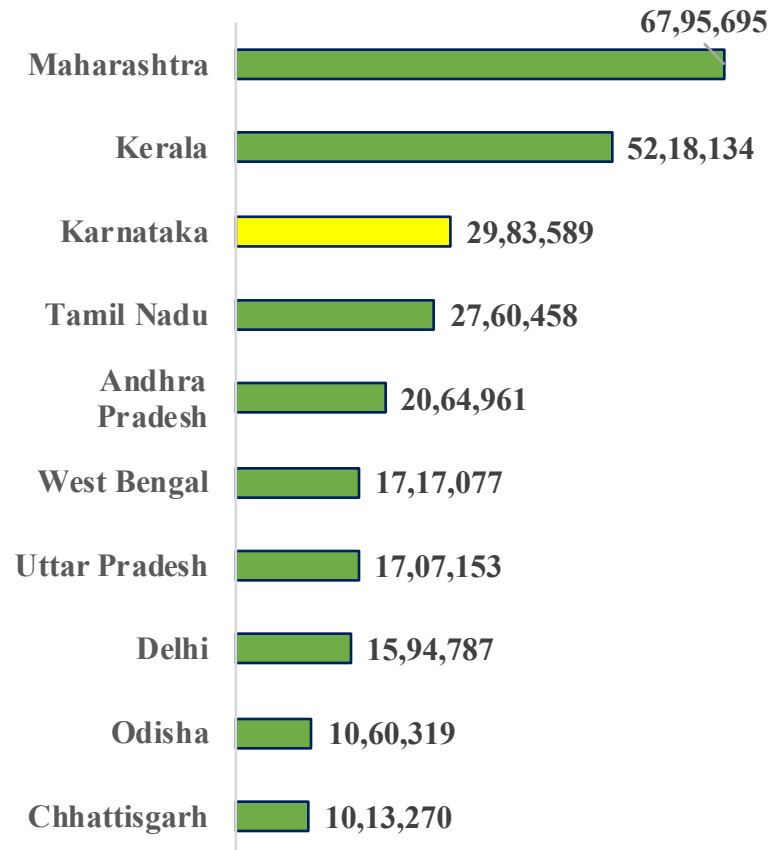
TOP 10 COVID19 AFFECTED INDIAN STATES



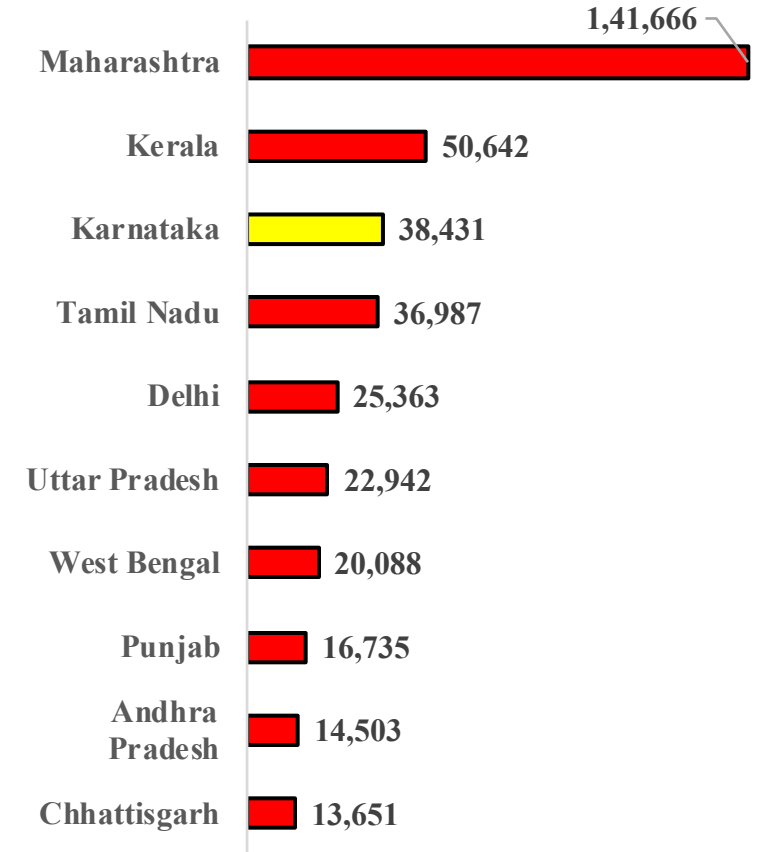
Total Positive Cases



Total Recovered Cases



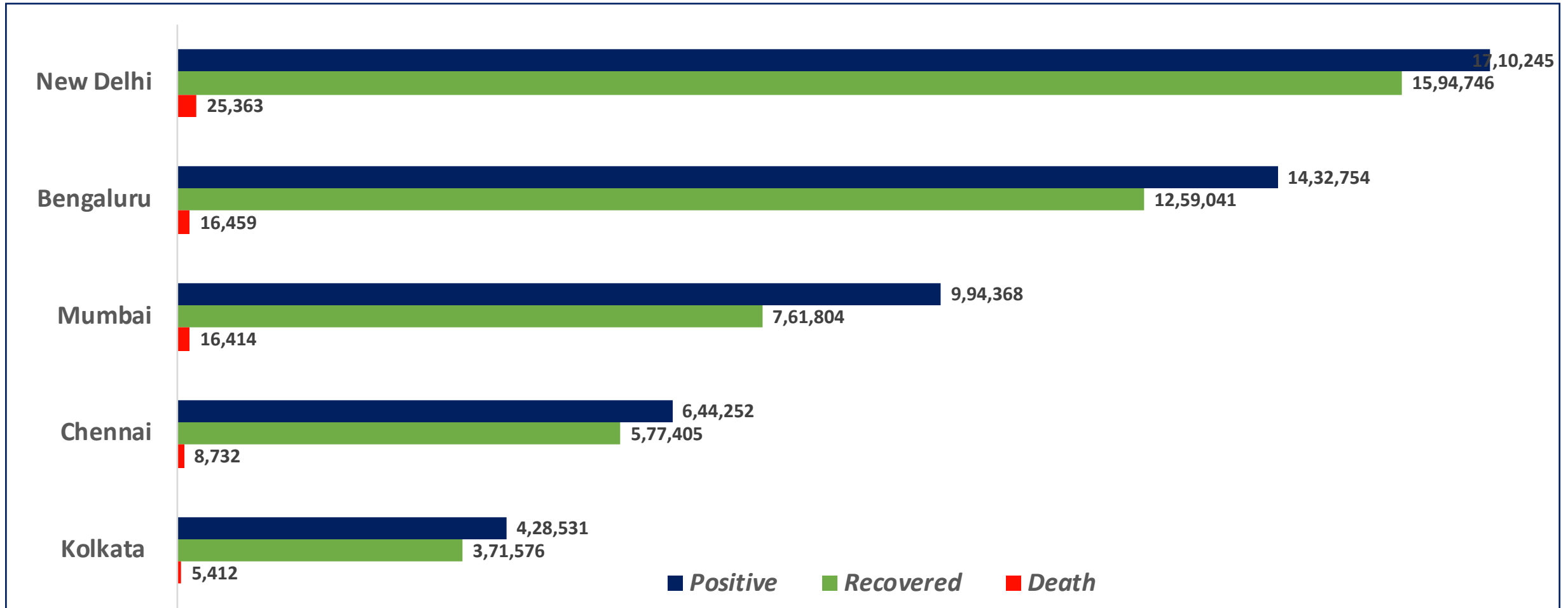
Total Death Cases



Source : <https://www.covid19tracker.in/> / at 7:30 pm (17.01.2022)



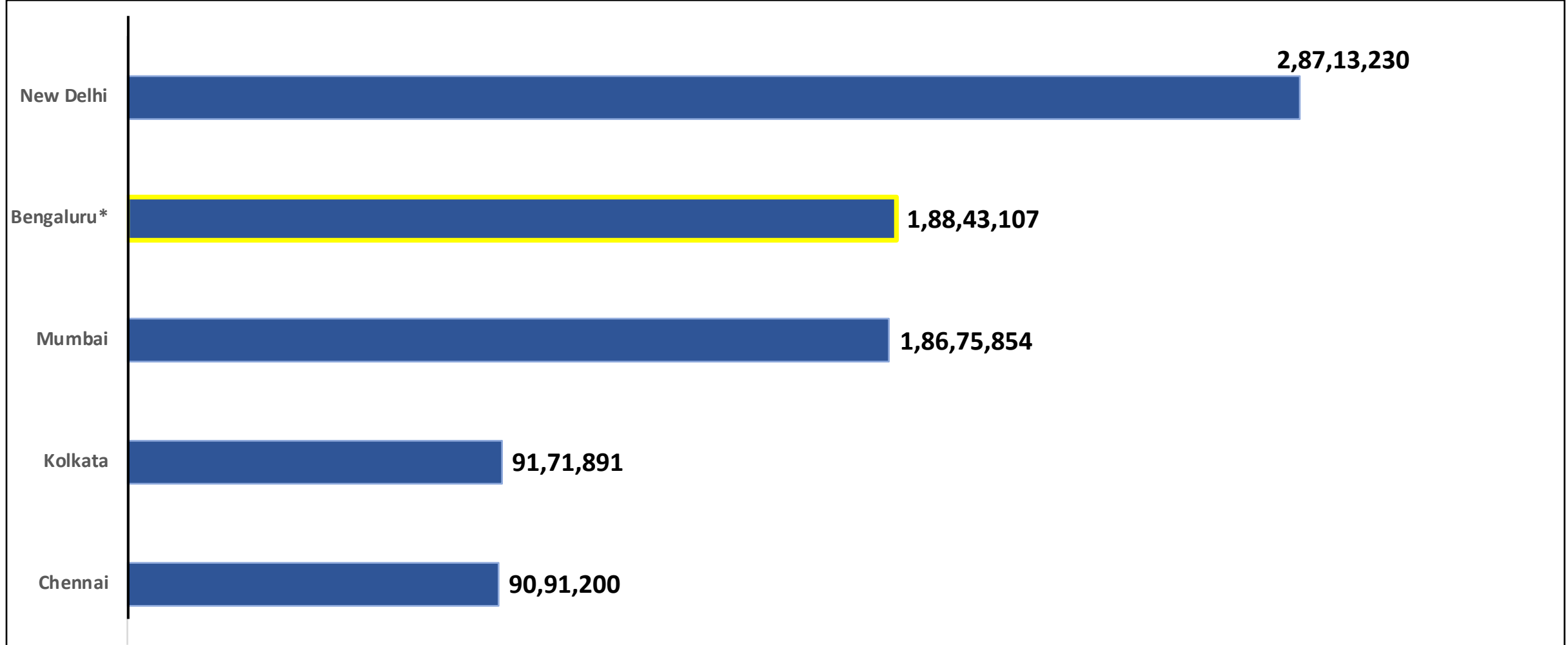
BENGALURU AND OTHER METROPOLITAN CITIES



Source : <https://www.covid19tracker.in/> at 7:30 pm (17.01.2022)



VACCINE DOSES ADMINISTERED IN BENGALURU AND OTHER METROPOLITAN CITIES



Source : <https://dashboard.cowin.gov.in/> at 7:30 pm (17.01.2022)

*includes BBMP & Bengaluru Urban



SNAPSHOT OF COVID-19 CASES IN BENGALURU URBAN



**Total Wards With
<=100 Cases* :
13**

**Tests Conducted
On 16.01.2022:
87,204**

**Recovery
Rate:
87.88%**

**Total
Active Cases :
1,57,254**

**Total Vaccinated on
16.01.2022:
12,679**

**Positivity
Rate* :
17.53%**

**Active
Rate:
10.98%**

**Case
Fatality Rate* :
0.03%**



*Total positive cases In the past 7 days

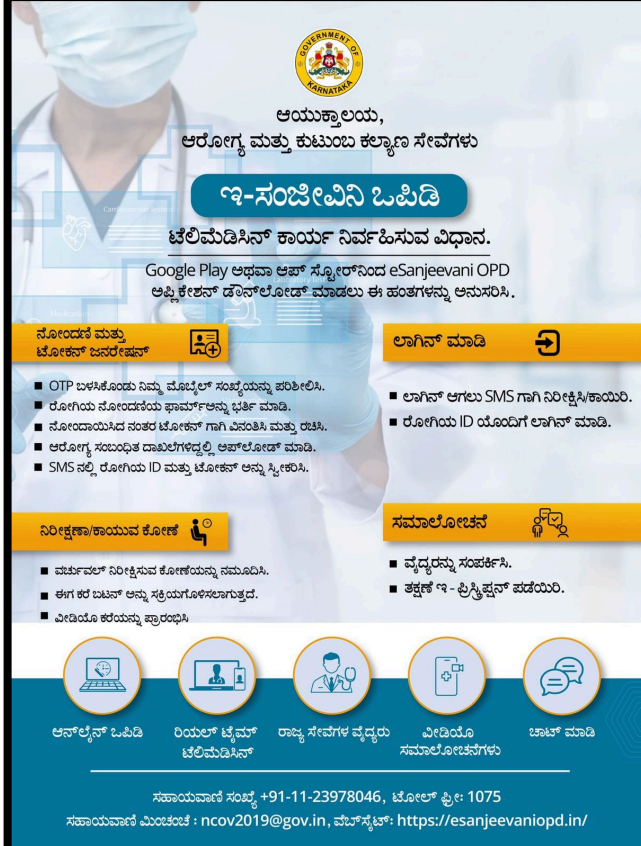
*CFR and positivity is for Past 7 days



ಬೃಹತ್ ಬೆಂಗಳೂರು ಮಹಾನಗರ ಪಾಲಿಕೆ
Bruhat Bengaluru Mahanagara Palike



Download BBMP Bulletin	https://apps.bbmpgov.in/covid19/mediabulletin.php
For BBMPCovid19 Bed Status:	https://apps.bbmpgov.in/covid19/en/Bedstatus.php
To register for vaccination :	https://selfregistration.cowin.gov.in/
BBMP COVID19 Dashboard:	https://apps.bbmpgov.in/covid19/
Follow us on:	 www.facebook.com/bbmp.comm1/
	 twitter.com/BBMPCOMM



ಆಯುಕ್ತಾಲಯ,
ಆರೋಗ್ಯ ಮತ್ತು ಕುಟುಂಬ ಕಲ್ಯಾಣ ಸೇವೆಗಳು

ಇ-ಸಂಜೀವಿನಿ ಒಪಿಡಿ

ಟೆಲಿಮೆಡಿಸಿನ್ ಕಾರ್ಯ ನಿರ್ವಹಿಸುವ ವಿಧಾನ.

Google Play ಅಥವಾ ಆಪ್ ಸ್ಟೋರ್‌ನಿಂದ eSanjeevani OPD ಅಪ್ಲಿಕೇಶನ್ ಡೌನ್‌ಲೋಡ್ ಮಾಡಲು ಈ ಹಂತಗಳನ್ನು ಅನುಸರಿಸಿ.

ನೋಂದಣಿ ಮತ್ತು ಟೋಕನ್ ಬನರೇಷನ್

- OTP ಬಳಕೆಗೊಂಡು ನಿಮ್ಮ ಮೊಬೈಲ್ ಸಂಖ್ಯೆಯನ್ನು ಪರಿಶೀಲಿಸಿ.
- ರೋಗಿಯ ನೋಂದಣಿಯ ಫಾರ್ಮ್‌ಅನ್ನು ಫಿಲ್ ಮಾಡಿ.
- ನೋಂದಾಯಿಸಿದ ನಂತರ ಟೋಕನ್ ಗಾಗಿ ಎನರ್ಟಿಸಿ ಮತ್ತು ರುಟಿಸಿ.
- ಆರೋಗ್ಯ ಸಂಬಂಧಿತ ದಾಖಲೆಗಳಿದ್ದಲ್ಲಿ ಅಪ್‌ಲೋಡ್ ಮಾಡಿ.
- SMS ನಲ್ಲಿ ರೋಗಿಯ ID ಮತ್ತು ಟೋಕನ್ ಅನ್ನು ಸ್ವೀಕರಿಸಿ.

ಲಾಗಿನ್ ಮಾಡಿ

- ಲಾಗಿನ್ ಆಗಲು SMS ಗಾಗಿ ನಿರೀಕ್ಷಿಸಿ/ಕಾಯಿರಿ.
- ರೋಗಿಯ ID ಯೊಂದಿಗೆ ಲಾಗಿನ್ ಮಾಡಿ.

ನಿರೀಕ್ಷಣಾ/ಕಾಯುವ ಕೋಣೆ

- ಮರ್ಚೆವಲ್ ನಿರೀಕ್ಷಿಸುವ ಕೋಣೆಯನ್ನು ನಮೂದಿಸಿ.
- ಈಗ ಠರ ಬಹಿನ್ ಅನ್ನು ಸಕ್ರಿಯಗೊಳಿಸಲಾಗುತ್ತದೆ.
- ವೀಡಿಯೋ ಕೆಲವನ್ನು ಪ್ರಾರಂಭಿಸಿ.

ಸಮಾಲೋಚನೆ

- ವೈದ್ಯರನ್ನು ಸಂಪರ್ಕಿಸಿ.
- ತಕ್ಷಣ ಇ-ಪ್ರಿನ್ಸಿಪಲ್ ಪಡೆಯಿರಿ.

ಸಹಾಯವಾಣಿ ಸಂಖ್ಯೆ +91-11-23978046, ಟೋಲ್ ಫ್ರೀ: 1075
ಸಹಾಯವಾಣಿ ಮಿಂಚುಕೆ: ncov2019@gov.in, ಮಿಸ್ಸೇಜ್: https://esanjeevaniopd.in/

Issued by:

Honorable Chief Commissioner, BBMP
Special Commissioner Health & IT, BBMP
MD, Bengaluru Smart City Limited

THANK YOU !

